

LIST OF EFFECTIVE CHAPTERS

Chapter Title	Date*
GENERAL	
Table of Contents	24.10.13
Introduction	30.04.13
04 Airworthiness Limitations	02.03.15
05 Time Limits / Maintenance Checks	26.08.13
06 Dimensions and Areas	30.04.13
07 Lifting & Shoring	30.04.13
08 Leveling and Weighing	30.04.13
09 Towing and Taxiing	30.04.13
10 Parking, Mooring, Storage & Return to Service	30.04.13
11 Placards and Markings	30.04.13
12 Servicing	24.10.13
AIRFRAME SYSTEMS	
20 Standard Practices Airframe	24.10.13
21 Ventilation and Heating	30.04.13
23 Communications	30.04.13
24 Electrical Power	30.04.13
25 Equipment and Furnishings	30.04.13
27 Flight Controls	30.04.13
28 Fuel	30.04.13
31 Indicating/Recording Systems	30.04.13
32 Landing Gear	30.04.13
33 Lights	30.04.13
34 Navigation	30.04.13
STRUCTURES	
51 Structures	30.04.13
52 Doors	30.04.13
53 Fuselage	30.04.13
55 Stabilizers	30.04.13
56 Windows	30.04.13
57 Wings	30.04.13
PROPELLER	
61 Propeller	30.04.13

LIST OF EFFECTIVE CHAPTERS

Chapter Title	Date*
POWER PLANT	
71 Power Plant	30.04.13
74 Ignition	30.04.13
75 Cooling System	30.04.13
76 Engine Controls	30.04.13
77 Engine Indicating	30.04.13
78 Exhaust	30.04.13
79 Oil	30.04.13
80 Starting	30.04.13
91 Charts and Wiring Diagrams	24.10.13

* The date refers to the issue / revision date of the respective chapter.

The technical content of this document is approved under the authority of DOA ref. EASA.21J.025.


02.03.2015
Date, Signature Office of Airworthiness





**AQUILA AT01-100
MAINTENANCE MANUAL**

**CHAPTER 4
AIRWORTHINESS LIMITATIONS**



RECORD OF REVISIONS - CHAPTER 4

Revision Number	Date of Revision	Reason for Revision	Approval Reference
A.01	30.04.13	Initial issue	EASA Major Change Approval 10045112
A.02	24.10.13	FAA validation	
A.03	02.03.15	Life time limit / 6000h inspection	EASA Major Change Approval 10052527





TABLE OF CONTENTS

<u>Title</u>	<u>Chapter Section Subject</u>	<u>Page</u>
AIRWORTHINESS LIMITATIONS - GENERAL	04-00-00	1
Introduction	04-00-00	1
Airworthiness Limitations	04-00-00	1



AIRWORTHINESS LIMITATIONS - GENERAL

1. Introduction

This chapter gives information on mandatory replacement times of structural parts and components and on inspection periods for the airframe structure of the aircraft.
All mandatory limitations listed have been determined by the airframe manufacturer.
Compliance with the specified times and intervals is mandatory for maintaining the airworthiness of the aircraft.

THE AIRWORTHINESS LIMITATIONS CHAPTER IS APPROVED BY EUROPEAN AVIATION SAFETY AGENCY (EASA) IN ACCORDANCE WITH THE APPLICABLE CERTIFICATION PROCEDURES AND THE TYPE CERTIFICATION BASIS.

THE AIRWORTHINESS LIMITATIONS CHAPTER IS FAA APPROVED AND SPECIFIES MAINTENANCE REQUIRED UNDER SECS. 43.16 AND 91.403 OF THE FEDERAL AVIATION REGULATIONS UNLESS AN ALTERNATIVE PROGRAM HAS BEEN FAA APPROVED.

For possible airworthiness limitations of engine, propeller, components and vendor equipment refer to the applicable maintenance data as listed in the "Introduction" chapter of this manual.

2. Airworthiness Limitations

A. Life Time Limit

The airframe of the AQUILA AT01-100 is limited to **6000 h** of flight time.

An inspection program to reach an extension of replacement time can be obtained from AQUILA Aviation GmbH.

NOTE: The life time limit of 6000 h of flight time will be kept for all models listed in the data sheet. For all S/N's having performed the 6000 h inspection program and possible maintenance actions resulting thereof, no further life time limit beyond 6000 operating hours will be established. The aircraft is then considered to have "Safe Life".

B. Component and System Checks

The following table lists maintenance and checks that have to be carried out at the specified intervals. Where an interval is given in both flight time and calendar time, the limit which is reached first must be applied.

No.	Component / Maintenance Requirement	Reference	Interval		Initials
			100h	other	
-	-	-	-	-	

C. Replacement Requirements

The aircraft components listed below are life limited and must be replaced/overhauled at a specific time. Where an interval is given in both flight time and calendar time, the limit which is reached first must be applied.

Chapter	Component / Part	Replacement Time	Overhaul
-	-	-	-

D. Outside Painting of the Airframe

All structural parts which are exposed to direct vertical sunlight and listed in the table below have to be painted WHITE, excepting areas provided for registration marks, warnings and approved designs. This will prevent the temperature of the structure from becoming too high.

P/N	Component / Part
AT01-2100-001	Fuselage (incl. vertical stabilizer and rudder)
AT01-2130-001	Upper cowling
AT01-3000-001	Horizontal stabilizer (incl. elevator)
AT01-4000-001	Wing (incl. flaps and ailerons)

For airplanes registered in the USA or countries where the FAA-TC has been accepted, the approved coating / shade is Du Pont PUR EV310 Performance Coating / RAL 9016. Before painting the aircraft with a different coating AQUILA Aviation GmbH must be contacted.

For airplanes registered in Europe or countries where the EASA-TC has been accepted, the approved shade is RAL 9016.